



## LAWN EDGE

- ✓ Separate the lawn from the garden bed
- ✓ Lay two ways for high edge or mowing strip
- ✓ Light weight great for DIY

1800 191 131

[australianpaving.com](http://australianpaving.com)




AUSTRALIAN  
PAVING CENTRE



# LAWN EDGE

Lawn Edge is a versatile DIY friendly garden edging unit for use in home gardening projects. Separate your lawn from the garden bed, stop turf runners from creeping into your plants and create formal and well defined zones with this easy to install, light weight edger.

## AVAILABLE SIZE



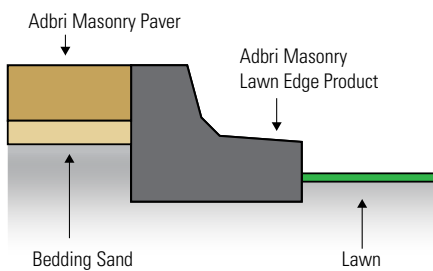
Lawn Edge Block  
 4.35 units per lineal metre

## TECHNICAL DATA

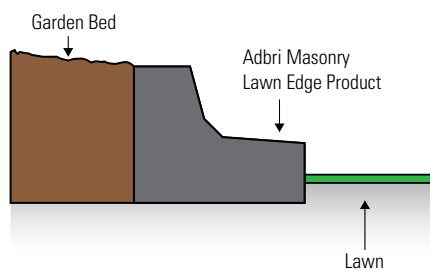
Dimensions - 230mm x 80mm x 110mm  
 Weight - 2.9kg  
 No. Per Lineal Metre - 4.35 units  
 No. per pallet - 280 units

## USING LAWN EDGE IN YOUR PROJECT

### Paving Edger



### Lawn Edger



## COLOUR OPTIONS




Whilst these swatches provide a good indication of the products colour, you should always sight product samples before use.

## RECOMMENDED FOR



Garden Edge



"The solution to your eye sore edging!"

